

PN-86HC1/75HC1/70HC1E/65HC1

4K BIG PAD interactive displays

Share more, learn more.

Being able to share information effortlessly with a highly responsive, interactive display that allows group work at the screen can significantly enhance collaborative working and learning.



Images for illustration purposes only.

The Sharp PN-86HC1/75HC1/70HC1E/65HC1 BIG PAD smart interactive display enables ultra clear '4K Reading' of detailed 4K screen data and makes presenting really easy with an intuitive Pen-on-Paper user experience. It also has the tools you need for effortless productivity, such as an integrated System on Chip (SoC) PC with launcher, whiteboard, overlay and wireless functionality.

It is the ideal choice for environments that require quick responsive operation, a more ergonomically comfortable resolution and a range of smart collaboration features. Whether you are teaching and training, working in a meeting room or reviewing detailed documents it is great for enabling more effective learning, promoting idea sharing and encouraging group interactivity.

See more clearly

It can sometimes be a challenge to keep everyone in a classroom or a meeting focused and engaged. So the PN-86HC1/75HC1/70HC1E/65HC1 BIG PAD lets you display, create and collaborate with ease and precision – and keeps everyone “eyes up”.

As well as offering a choice of 86”, 75” 70” and 65” screen sizes to suit any type of room, it features a true 3840 x 2160 Ultra High Definition (UHD) 4K resolution display and touchscreen. The high contrast and visual clarity of its LCD technology is optimised for 4K reading and presentation, so you can see even the finest details with great clarity.



A real natural experience

The Sharp PN-86HC1/75HC1/70HC1E/65HC1 BIG PAD provides a really natural feeling Pen-on-Paper experience. Writing on the screen using the passive pen stylus or your finger is just as easy as writing with a real pen on paper, so you can quickly highlight and annotate key information. It's perfect for fast moving discussions or interactive training sessions. You can also easily explore very detailed and technical information, such as architectural drawings, graphic designs and scientific or engineering data.

Its Infrared (IR) touch technology is the industry benchmark for a fast, accurate, and responsive touch experience. With a 100Hz Touch Sampling rate it enables smooth annotation and an instantaneous response with minimised latency or delay. You can also enjoy much more intuitive control with its gesture support for smooth pinching, zooming and rotating and an easy to use and comfortable passive pen stylus. And, to enable much greater interactivity, it provides multi-user support with up to 20-point* multi-touch.

As a result it:

- **Builds confidence** – students and meeting participants can easily view and interact with information, so they are more engaged and willing to contribute to discussions and can learn more effectively.
- **Increases productivity** – the highly responsive technology allows users to focus on delivery and content with no technical distractions.
- **Improves collaboration** – users can easily work together as a group straightaway with no training, which encourages more user engagement and interactivity.

*PN-70HC1E is 10-point touch.

A flexible way to teach.

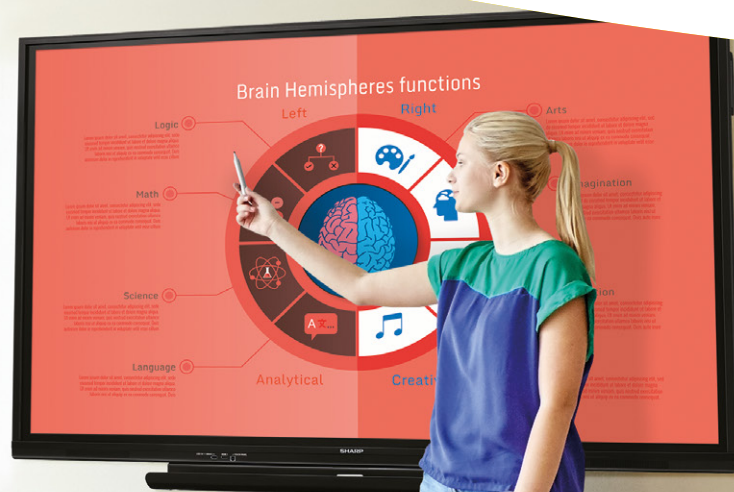

Having the freedom to quickly and easily share the right information in the right way is essential to keeping people fully engaged in highly interactive meetings, training sessions or class rooms.

The Sharp PN-86HC1/75HC1/70HC1E/65HC1 BIG PAD's Open Architecture ensures maximum flexibility and freedom of use in educational and corporate settings. It includes a wide choice of integration options that let you display almost any type of content. So you can boost collaboration, enhance the visual impact or simply increase lesson effectiveness, without being hampered by any unnecessary technical complexity.

In particular, it can connect to any type of PC source with a 4K resolution or any type of 4K video content player with HDMI output.

Or, for maximum ease of use, it can be wirelessly attached to any smart Windows and Android mobile device without any trailing cables, bulky add-on peripherals, or unsightly power supplies.

The inclusion of an OPS slot also provides a straightforward way to extend the BIG PAD's functionality with third-party add-ons and solutions.



Enhanced interactivity & learning

The Sharp Pen software allows several people to write on the same screen at the same time, giving that greater engagement and teamwork in meetings or the classroom. The user interface incorporates a menu comprising smartly arranged icons that provide easy access to pen settings and functions.


SHARP Pen software

Provides quick and easy access to pen settings and other useful functions. It allows you to add onscreen annotations or graphics directly onto photos, videos, PDFs, and common Microsoft® files. You can also control presentations, adjust the screen set-up and store or email any files you have been working on. Enhanced functions are available through additional licensing options (PN-SU01).

Altogether more choice

The PN-HC1 models come ready with a range of pre-installed collaborative tools and applications such as Whiteboarding, Wireless Sharing and a Media Player, ready to help you easily get started in any session.

SHARP Pen software interface



Complete mounting solutions

The Sharp PN-86HC1/75HC1/70HC1E/65HC1 BIG PAD can be easily mounted in a choice of ways:

The **Peerless flat panel mobile stand** provides effortless manoeuvrability and flexible tilt and height adjustment, as well as integrated cable management. So you can use it almost anywhere to deliver highly professional presentations and training.

The **Peerless universal flat wall mount** has a low-profile design and versatile fittings and mounting options, so it can be quickly, neatly and securely installed. And its easy horizontal and vertical adjustment ensure you can always find the perfect display position.



L20PNSR780MEU



*L20PNWALL90EU

Simply all you need.

Running an impactful and interactive teaching or training session doesn't have to be a technological challenge.

The Sharp PN-86HC1/75HC1/70HC1E/65HC1 BIG PAD includes an integrated System on Chip PC, so you can quickly and easily utilise a range of tools and applications* to enable more effective ways of teaching and encourage collaborative learning.

In particular you can:

- **Easily playback** images and video with an integrated Media Player app.
- **Annotate directly** on any other external PC or video signal with overlay mode** where you can write on-screen annotations directly onto photos, videos, and document.
- **Screen share** any audio or video files directly from up to 4 smart mobile devices using the EShare app and the Sharp BIG PAD's integrated wireless connectivity.
- **Brainstorm** with an easy to use Whiteboard app that does not require any additional PC equipment, and save your work to a USB stick.

Without having to buy or set-up any additional equipment, you can introduce a whole new level of dynamic interactivity and engaging multimedia to classrooms or meetings – so everyone stays more engaged and is able to learn and work more effectively.

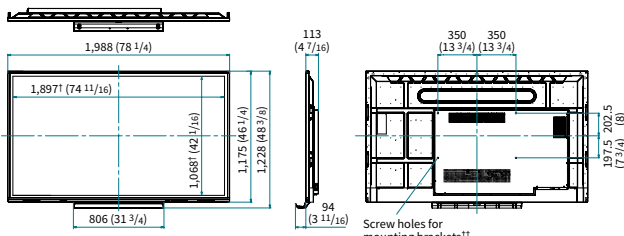


Fast, intuitive controls

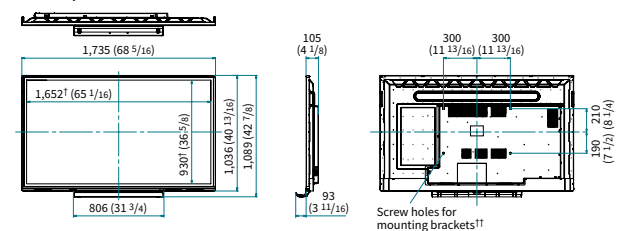
Everything you need to adjust and optimise the performance of the Sharp PN-86HC1/75HC1/70HC1E/65HC1 BIG PAD is in easy reach with its full bezel button controls. You can quickly turn it on or off and directly adjust the volume.

Dimensions

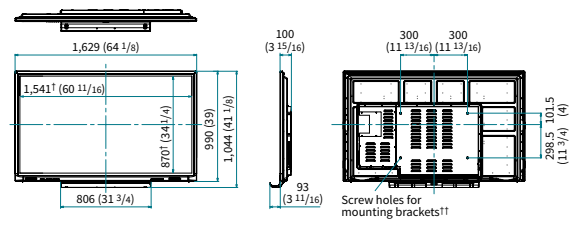
(PN-86HC1)



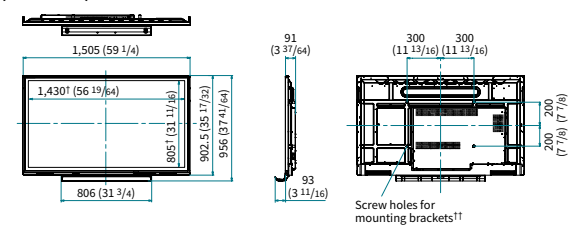
(PN-75HC1)



(PN-70HC1E)



(PN-65HC1)



* All Android apps work in FHD and not 4K resolution.

**The overlay function works differently on the PN-70HC1E and the PN-86HC1/75HC1/65HC1.

† Screen dimensions.

†† Mounting bracket screws: for the PN-86HC1/75HC1/65HC1, use M8 screws that are 10 to 12 mm long plus the bracket thickness; for the PN-70HC1E, use M6 screws that are 8 to 10 mm long plus the bracket thickness.



One-touch buttons

The Touch OSD (on screen display) menu provides simple and intuitive access to other frequently used functions and settings, such as brightness, contrast, language selection, and more.



Freeze button (a)

A press of this button lets you temporarily freeze or unfreeze the screen. While the display continues to show a paused onscreen image, you can stop and explain your point.

Input button (b)

At the touch of a button, a list of inputs appears on-screen. You can then instantly select the input terminal you want.

(PN-86HC1/75HC1/65HC1)



Front terminals

These make it easy to access teaching materials or other content stored on sources connected via HDMI™ and USB.

Such easy-to-use controls are vital to the effective running of a class, as teachers and trainers are not distracted by the technology, so they can focus on delivering the content and the needs of their students.

The BIG PAD's role as a learning aid is unmistakable and it can also make a fantastic contribution to many working environments. But, as it is designed to complement traditional teaching methods, teachers can easily direct students' attention away from the screen and back to their individual work whenever they want.

Specifications

Model name	PN-86HC1	PN-75HC1	PN-70HC1E	PN-65HC1	
Installation	Landscape				
	86-inch	75-inch	70-inch	65-inch	
LCD panel	Max. Resolution	3840 x 2160 pixels			
	Max. Display Colours (approx.)	1.07 billion colours			
	Pixel Pitch (HxV)	0.4935 - 0.4935 mm	0.4296 - 0.4296 mm	0.40075 - 0.40075 mm	0.372 - 0.372 mm
	Max Brightness *1	400cd/m ²		350cd/m ²	350cd/m ²
	Contrast ratio	1200 : 1		4000 : 1	4000 : 1
	Viewing Angle (H/V)*2	178°/178° (CR≥10)		176°/176° (CR≥10)	178°/178° (CR≥10)
	Active Screen Area (W×H)	1895 x 1066 mm	1649.7 x 927.9mm	1539 x 866 mm	1428.5 x 803.5 mm
	Response Time	8 ms (grey to grey, avg.)			
Backlight	LED, direct lit.			LED, edge lit.	
Touchscreen	Touch Technology	IR (infrared blocking detection method)			
	Multi-Touch	20-Points	10-Points	20-Points	
	PC Connection Port	USB 2.0			
	Protection Glass	Thickness: Approx. 4.0 mm Shock resistance: 130 cm*3			
Touch Pen	Function Button	N/A (passive pen)			
Computer Input	Video	Analogue RGB (0.7 Vp-p) [75Ω], HDMI			
	Synchronisation	Horizontal/vertical separation (TTL: positive/negative)			
	Plug & Play	VESA DDC2B			
Video Colour System	NTSC (3.58 MHz)/NTSC (4.43 MHz)/PAL/PAL60 /SECAM				
Input Terminals *4	Front	HDMI (HDCP2.2 compatible, HDR10 supported) × 1			
	Rear	PC analogue: Mini D-sub 15-pin × 1, HDMI (HDCP2.2 compatible, HDR10 supported) × 2, 3.5 mm-diameter mini stereo jack × 1, AV mini jack × 1, Component mini jack × 1, RS-232C × 1	PC analogue: Mini D-sub 15-pin × 2, HDMI (HDCP2.2 compatible, HDR10 supported) × 2, 3.5 mm-diameter mini stereo jack × 2, AV RCA × 1*5, Component RCA × 1*5, Audio RCA × 1, RS-232C × 1	PC analogue: Mini D-sub 15-pin × 1, HDMI (HDCP2.2 compatible, HDR10 supported) × 2, 3.5 mm-diameter mini stereo jack × 1, AV mini jack × 1, Component mini jack × 1, RS-232C × 1	
Output Terminals *4	3.5 mm-diameter mini stereo jack × 1, SPDIF × 1	PC analogue: Mini D-sub 15-pin × 1, 3.5 mm-diameter mini stereo jack × 1, SPDIF × 1	3.5 mm-diameter mini stereo jack × 1, SPDIF × 1	3.5 mm-diameter mini stereo jack × 1, SPDIF × 1	
Expansion Slot	19 V, 4.74 A (power supplied when expanding the functions with an optional part)				
Speaker Output	10 W + 10 W				
Mounting	4 points, 700 x 400 mm pitch, M8 screw	4 points, 600 x 400 mm pitch, M8 screw 4	4 points, 600 x 400 mm pitch, M6 screw	4 points, 600 x 400 mm pitch, M8 screw 4	
Power Supply *6	100V – 240V AC, 50/60 Hz				
Power Consumption *7	530 W	460 W	400 W	300 W	
Environmental Conditions	Operating Temperature *8	5 °C to 35 °C			
	Operating Humidity *9	20% to 80% (no condensation)			
Dimensions (W x D x H) (display only)	1988 × 113 × 1175 mm	1735 × 105 × 1036 mm	1629 × 99 × 990 mm	1505 × 903 × 91 mm	
Weight	80 kg	61 kg	54 kg	45 kg	
Main Accessories	AC power cord, remote control unit, remote control unit battery (AAA size) × 2, set-up manual, blank sticker, cable clamp × 3, USB cable, pen tray, SHARP Pen software (CD-ROM), touch pen × 2, wireless adapter				

Android Version

6.0

System on Chip (SoC) 86" / 75" / 65"	MStar MSD658WQ
System on Chip (SoC) 70"	MStar MSD648WY
Memory 86" / 75" / 65"	DDR3/2133MHz 1.0G
Memory 70"	DDR3/2133MHz 1.5G

Internal Storage	EMMC5.0 8GB
External Storage	SD Card (Max 128GB)
LAN	100BASE-TX
WiFi	Yes



*1: Brightness depends on input mode and other picture settings. Brightness level will decrease slightly over the lifetime of the product. Due to the physical limitations of the equipment, it is not possible to maintain a precisely constant level of brightness. *2: Excluding the touch sensor part around the LCD panel. *3: Approximate distance at which the glass panel can withstand the impact of a 500-gram iron ball dropped on its centre. *4: Use a commercially available connection cable for PC and other video connections. *5: Composite video and component cannot be used simultaneously. *6: The AC power cord is an inlet type. The cable is bundled (3 pins). *7: When an option is installed on the expansion slot. When not installed: PN-86HC1: 420 W, PN-75HC1: 360 W, PN-70HC1E: 295 W, PN-65HC1: 200 W. *8: Temperature conditions may change when using the monitor together with the optional equipment. In such cases, please check the temperature conditions specified by the optional equipment. *9: Check the requirements of the computer and other devices to be connected, and make sure that all requirements are satisfied. These products are Cadmium free.

The terms HDMI, HDMI High-Definition Multimedia Interface, and the HDMI Logo are trademarks or registered trademarks of HDMI Licensing Administrator, Inc. All other brand names and product names may be trademarks or registered trademarks of their respective owners. Design and specifications are subject to change without prior notice. PN-86HC1/75HC1/70HC1/65HC1 October 2020. Job No. F4949. All trademarks acknowledged E&O.